

Growing Up in Selby

A summary of the Growing Up in North Yorkshire survey 2020

These results are the compilation of data collected from children and young people in the vast majority of schools in North Yorkshire during Autumn 2020. This survey was commissioned by the North Yorkshire County Council to collect reliable information about young people's learning and well-being. This is the seventh such survey completed in North Yorkshire since 2006.

Despite the unprecedented challenges that schools have faced this year due to the Covid-19 pandemic, over 17,000 children and young people have participated and shared their perceptions and experiences through our bi-annual 'Growing up in North Yorkshire' survey which started in 2006.

The findings within the survey provide all professionals who work with children and young people key insights into our children and young people's perceptions and experiences and create an opportunity for us to refine and enhance the quality of provision within the county so that it addresses emerging needs and trends.

Collecting the figures

Teachers were briefed on how to collect the most reliable data and then pupils anonymously completed the questionnaire. The sample sizes are shown in the table below.

Completed questionnaires were then returned to SHEU in Exeter for processing. Some of the schools conducted the survey online. Where figures are also given in a chart, they are shown in bold.

All schools who took part have received their own individual school report.

Comparisons

Comparisons have been made between the figures from this district and from North Yorkshire as a whole. The North Yorkshire findings are given in brackets following the district figures, and a table summarising the most important significant findings is shown on page 14.

Trends

This study follows similar studies in 2018, 2014, 2012, 2010, 2008 and 2006. Where changes can be seen in the figures from the district in 2018, these are noted on page 13.

This report should be read alongside the summary report for the whole North Yorkshire data set, which includes a number of important additional pieces of analysis. The **Equalities Monitoring** analysis is appended to this report.

This report is based on the responses of over 17,000 pupils

	Selby				North Yorkshire			
	Year 2	Year 6	Year 8	Year 10	Year 2	Year 6	Year 8	Year 10
Males	384	419	287	275	1796	1966	1521	1579
Females	345	397	281	251	1731	1818	1478	1585
Total*	732	851	590	554	3543	3960	3125	3329

*Some pupils didn't give us their gender, so the totals may be greater than the sum of males and females.

This report is No. 7 of 7

1. Craven
2. Hambleton
3. Harrogate
4. Richmondshire
5. Ryedale
6. Scarborough
7. Selby



Our County priorities:

- ❑ Developing resilience and emotional wellbeing with a focus on responding to emerging needs following the pandemic
- ❑ An inclusive and positive ethos and culture at school to ensure all pupils feel valued, safe and have a sense of belonging
- ❑ Responding to the increasing online safety risks for pupils
- ❑ Supporting and encouraging a healthy lifestyle
- ❑ Effective implementation and delivery in schools of the statutory relationships, sex and health education curriculum
- ❑ Supporting identified **groups of young people** who continue to have more negative outcomes against a wide range of indicators. These include in particular: Young Carers, Pupils receiving Free School Meals, Lesbian, Gay, Bisexual pupils (LGB), Transgender pupils, Pupils with Special Educational Needs and /or Disabilities, Pupils from single-parent families
- ❑ Reduce bullying and prejudice based incidents in schools and the wider community through developing effective inclusive practice

COVID-19 AND HOME LEARNING

	Y2	Y6	Y8&10
did school work at home (home learning).	84%		82%
found it 'hard'	13%		21%
could NOT get help easily enough from an adult at home or school if were stuck	12%		12%
could talk to someone at home 'most of the time' if they were worried	59%		
could talk to someone at school 'most of the time' if they were worried	37%		

LOCKDOWN IMPACT % 'agree'

	Y6	Y8&10
I've been getting on better with my family	56%	54%
People in my area have been getting on better	34%	31%
There have been more arguments at home	30%	30%
It's been harder to keep up with friends	62%	45%
It's been harder to keep up with relatives who don't live in my home	68%	63%
I have found easy ways of communicating with people (e.g. via Internet)	68%	67%
I have felt generally quite positive/happy	46%	43%
I have been able to be physically active as I would like	49%	45%
My school has provided enough support for my wellbeing	70%	25%

SELF CARE % 'most of the time'

	Y8&10
Stay in touch/talking with friends and family (e.g. phone/social media)	74%
Keeping yourself busy (e.g. learning a new skill/online learning)	56%
Exercising enough to stay healthy	51%
Talking about any worries that might be building up	27%
Getting enough sleep (at least 8 hours)	47%
Taking some time to relax (reading, watching films/series, meditation, mindfulness)	63%
Eating well (e.g. 5-a-day etc.)	52%

COVID WORRIES % 'quite a lot' or more

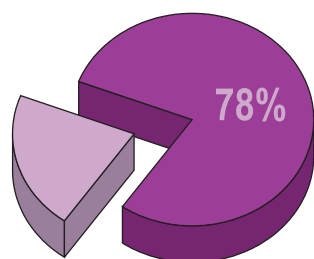
	Y8&10
Catching COVID-19/'coronavirus' yourself	14%
Family/friends/people you know catching COVID-19/'coronavirus'	38%
Other people catching COVID-19/'coronavirus'	16%
Spreading the virus yourself	26%
Family/friends/people you know spreading the virus	19%
Other people spreading the virus	22%

Primary school pupils in Year 2 in Selby

(aged 6 - 7 years) **Bold type indicates use of a table or chart.**

BEING HEALTHY

- When asked about what they had to eat or drink before lessons on the morning of the survey, 4% (3%) said they had nothing before lessons. 82% (81%) responded that they had a drink, and 90% (92%) said that they had something to eat.
- The foods and drinks most commonly consumed on 'most days' were: fresh fruit 51% (53%); water 60% (64%); milk 44% (47%); vegetables 46% (45%); sweets or chocolate 47% (41%).
- Among the foods or drinks most commonly consumed 'never' were fizzy drinks 28% (29%).
- 88% (85%) 'always' wash their hands after going to the toilet.
- 78% (77%) cleaned their teeth at least twice on the day before the survey.**
- 43% (42%) have been to a dentist in the last year.

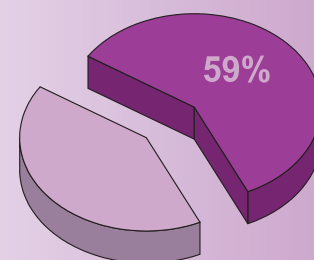


LEISURE

- After school on the day before the survey, the most common activities were: playing at home 71% (71%); watching TV 68% (71%); reading 44% (45%).
- 66% (67%) of pupils responded that they have a set bedtime for nights when it's school the next day. 37% (37%) of pupils responded that someone usually reads them a bedtime story.
- 46% (45%) of pupils responded that they have a TV in their bedroom. 23% (20%) of pupils responded that they are allowed to watch TV after they have gone to bed.
- 81% (77%) use a computer/tablet or mobile device to go online/ use the Internet. Within this 81%, 56% (59%) say an adult always knows what they are looking at online. 31% (29%) said they have any friends on-line that they don't know in real life.

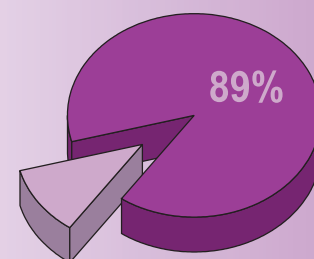
SAFETY

- 59% (62%) use a computer, tablet or mobile device to go online/use the internet and know how to keep themselves safe on it.**
- 97% (97%) have a bike/scooter, and 78% (83%) have a bike helmet; 54% (59%) 'always' wear a bike helmet when they use their bike or scooter.
- When asked about sun safety, the percentages of pupils responding that they do the following 'sometimes' or 'always' were:



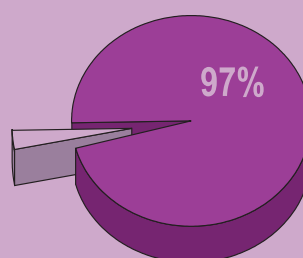
	Boys	Girls
Wear a hat	81% (82%)	86% (85%)
Wear long sleeves	42% (43%)	31% (37%)
Put on sun cream	89% (90%)	96% (96%)
Stay in the shade	72% (70%)	83% (84%)

- Overall, 89% (85%) of pupils responded that they 'always' use at least one of the methods listed to avoid getting sunburnt.**



- 73% (71%) 'always' feel safe at school. 54% (54%) always feel happy at school.
- 35% (35%) feel scared to be at school because of other children at least sometimes, while 24% (22%) feel scared to travel to school because of other children at least sometimes.

KEY



- 97% (95%) of pupils responded that they can get water at school, while 1% (3%) said 'not easily'**

Bold figure for District shown in chart

97% = District figure (95%) = N Yorks figure

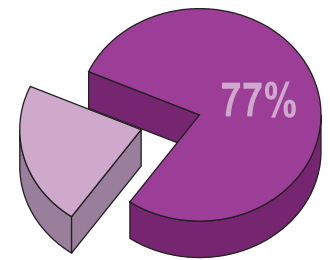
Primary school pupils in Year 2 (aged 6 - 7 years)

EMOTIONAL HEALTH AND WELLBEING

- We asked a question about worries. **The percentages of pupils who say they worry 'most days' about different issues were:**

	Boys	Girls
School-work	25% (23%)	25% (23%)
Being ill	34% (34%)	44% (40%)
Friendships	33% (31%)	34% (33%)
Family	41% (43%)	45% (45%)
The way you look	22% (20%)	25% (22%)

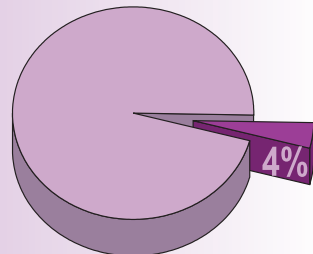
- When asked who they would turn to for support when upset or worried about the issues listed above, **adults at home** were often pupils' main source of support. Pupils who were worried or upset about school were more likely to turn to teachers; those worried about friendships would turn to friends.
- **77% (74%) of pupils responded that they worry about at least one issue 'most days'.**



Primary school pupils in Year 6 in Selby (aged 10 - 11 years)

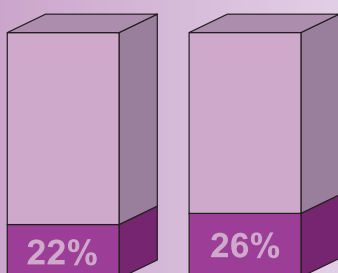
HEALTHY EATING

- **4% (5%) had nothing to eat or drink for breakfast on the day of the survey.**
- 67% (64%) of pupils responded that they had a drink before lessons on the morning of the survey.
- 89% (89%) said that they had something to eat before lessons on the morning of the survey.



Five-a-day

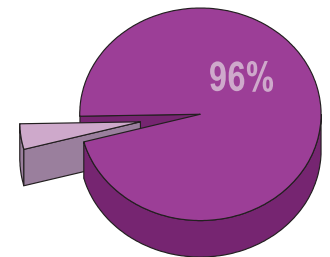
- 12% (10%) of boys and 5% (5%) of girls responded that they didn't eat any portions of fruit or vegetables on the day before the survey.



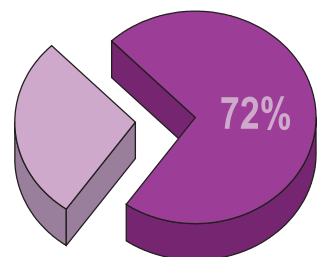
- **22% (25%) of boys and 26% (26%) of girls responded that they ate at least 5 portions of fruit or vegetables on the day before the survey.**

Drinks

- **96% (95%) of pupils responded that they can get water at school, while 2% (3%) said 'not easily'.**



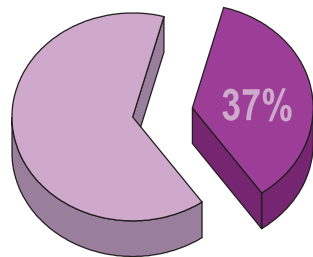
- **72% (72%) of pupils responded that they have found school lessons about healthy eating 'quite' or 'very' useful, while 4% (4%) have found them 'not at all' useful and 5% (5%) couldn't remember having any.**



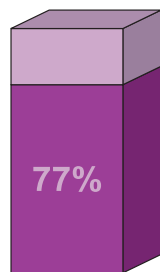
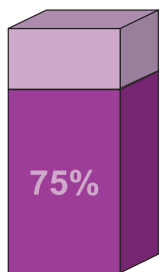
Primary school pupils in Year 6 (aged 10 - 11 years)

EMOTIONAL HEALTH AND WELLBEING



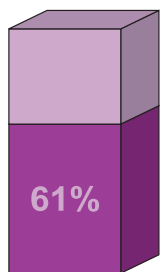
- 37% (35%) of pupils said they worried about family 'quite often' or 'very often' and 27% (28%) said they worried about falling out with friends.



- 77% (77%) of pupils [75% of boys and 77% of girls] said they worried about at least one of the problems listed in the questionnaire 'quite' or 'very' often.



- 44% (46%) of pupils responded that they talk to someone when they have a problem or are feeling stressed.
- 61% (61%) of pupils responded that they have found school lessons about emotional health and wellbeing 'quite' or 'very' useful, while 7% (7%) have found them 'not useful' and 13% (11%) couldn't remember any.



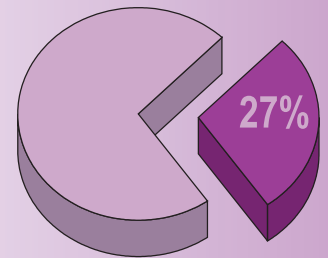
Useful

Not useful

Can't remember

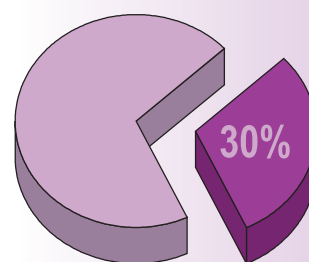
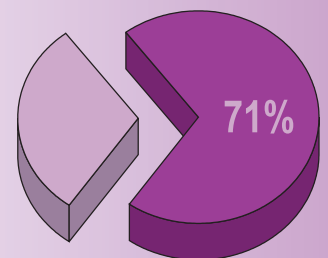
Resilience

- 65% (67%) of pupils responded that if at first they don't succeed, they 'usually' or 'always' keep on trying until they do, while 51% (51%) said they ask for help.
- We calculated an overall measure of resilience from a group of related items. 20% (19%) of pupils had a low measure of resilience (0 – 19), while 27% (27%) of pupils had a high measure of resilience (26+).
- 54% (55%) of pupils responded that when something goes wrong they 'usually' or 'always' learn from the experience for next time.



Puberty and growing up

- 71% (74%) of pupils responded that they feel they know enough about how their body changes as they get older, while 5% (5%) feel they don't know enough.
- 29% (28%) of pupils responded that they feel 'happy' about growing up and body changes, while 7% (6%) of pupils responded that they feel 'unhappy' about growing up and body changes.
- 24% (20%) of boys and 35% (38%) of girls reported that they worry at least 'quite often' about the way they look.



- 30% (34%) of pupils responded that they have found school lessons about growing up and body changes 'quite' or 'very' useful.

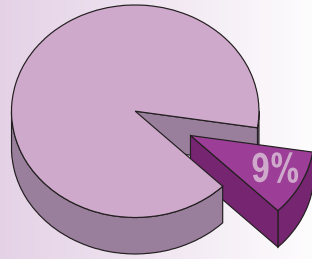


PRIMARY

DRUGS, ALCOHOL AND TOBACCO

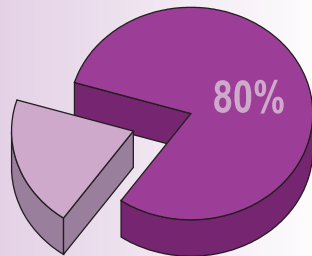
Drugs

- 9% (11%) of pupils responded that they are 'fairly sure' or 'certain' they know someone who uses drugs in the area where they live.
- 39% (39%) of pupils responded that they have found school lessons about medicines and drugs 'quite' or 'very' useful, while 12% (13%) have found them 'not useful' and 33% (31%) couldn't remember any.



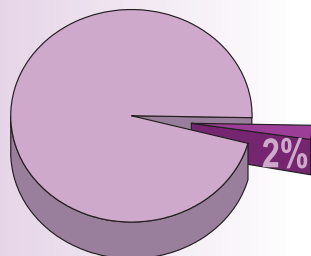
Alcohol

- 80% (81%) of pupils reported that they never drink alcohol and 14% (13%) drink only with their parents' knowledge.
- 4% (4%) of boys and 3% (1%) of girls said they had at least one alcoholic drink (more than just a sip) in the week before the survey.
- 35% (34%) of pupils responded that they have found school lessons about alcohol 'quite' or 'very' useful.





Tobacco

- 2% (2%) of pupils responded that they have smoked in the past or smoke now.
- 0% (0%) of pupils responded that they smoked at least one cigarette in the 7 days before the survey.
- 36% (36%) of pupils responded that they have found school lessons about smoking 'quite' or 'very' useful.

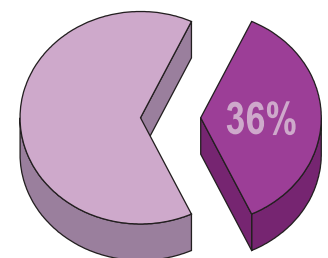


PHYSICAL ACTIVITY

- 25% (25%) of pupils (27% (28%) of boys and 22% (23%) of girls) said that they played sports or were physically active after school on the day before the survey.

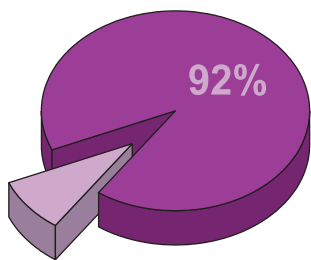


- 78% (78%) of pupils responded that they have found school lessons about physical education 'quite' or 'very' useful, while 3% (3%) found them 'not useful' and 5% (3%) couldn't remember any.
- 97% (96%) of pupils (96% (95%) of boys and 99% (97%) of girls) responded that they chat/talk during playtimes (including dinner times) at least 'sometimes'.
- 89% (90%) of pupils responded that they at least 'sometimes' play running/skipping games/tag during school outdoor breaktimes, while 68% (71%) said they play ball games like football or netball. **36% (37%) said they read quietly at playtime.**



HEALTH AND HYGIENE

- 92% (93%) of pupils responded that they washed their hands before lunch on the day before the survey, while 4% (3%) said they are 'not sure' if they did.

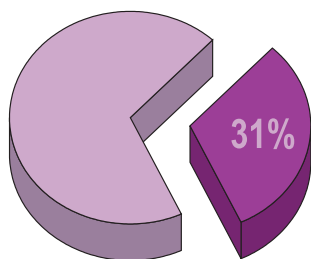


Dental health

- 78% (79%) of pupils responded that they have been to the dentist in the last year, while 19% (19%) last went more than a year ago and 3% (2%) have never been.

STAYING SAFE

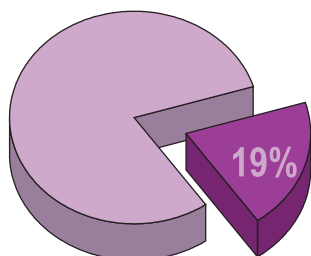
- 31% (30%) of pupils responded that they have had an accident in the last 12 months which was treated at a clinic or hospital.



- 93% (93%) of pupils responded that they 'mostly' or 'always' feel safe at home and 86% (85%) said they feel safe at school..

Internet safety



- 19% (15%) of pupils responded that they communicate with people they have met online and don't know in real life.



- 13% (12%) of pupils responded that they communicate with people online by posting things that lots of people can see and 29% (26%) said they communicate with people using picture/video sharing sites/apps.
- 9% (9%) of pupils responded that they have seen pictures, videos or games they found upsetting online; 77% (77%) said they have not experienced any of the things listed in Q67.
- 30% (28%) of pupils responded that they are 'never' supervised when using the internet at home, 27% (24%) of pupils said they are never supervised, but they have a filter system (parental controls) set up on the device they use.

Bullying

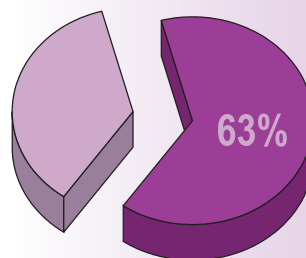
- 29% (29%) of boys and 40% (41%) of girls responded that they are at least 'sometimes' feel afraid of going to school because they may be bullied.
- 20% (21%) of pupils said that they were bullied at or near school in the 12 months before the survey, while 3% (3%) said that they bullied another pupil in the same period.
- 25% (25%) of pupils responded that they were teased/made fun of at least a 'few times' in the month before the survey, while 26% (25%) said they had been called nasty names and 16% (16%) said they had been called 'gay'.



- 25% (26%) of pupils responded that they were pushed/hit for no reason in the month before the survey, while 8% (8%) said they had belongings taken/broken.
- 75% (73%) of pupils responded that they think their school takes bullying seriously, while 8% (7%) think it doesn't take it seriously.
- 73% (73%) of pupils responded that their school deals with bullying 'quite' or 'very' well, while 9% (8%) said that bullying is not a problem in their school.

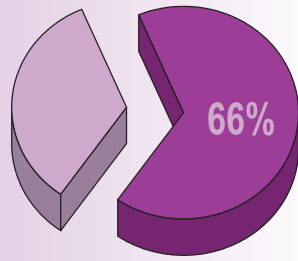
.Sun safety

- 9% (8%) of pupils responded that they 'never' do anything to avoid sunburn.
- 63% (63%) of pupils responded that they 'usually' or 'whenever possible' do something to avoid sunburn.

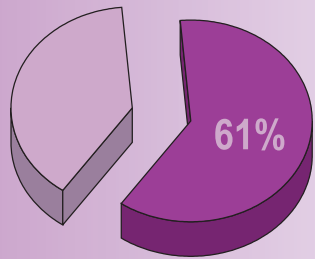


**PRIMARY
LEISURE**

- 66% (68%) of pupils responded that they watched TV/DVDs/online videos after school on the evening before the survey.
- 45% (45%) played with friends or siblings on the evening before the survey. 75% of boys and 47% of girls played computer games.
- 28% (27%) of boys and 33% (33%) of girls of girls spent time doing homework on the evening before the survey.



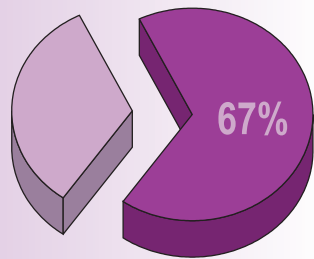
Pupils' voice



- 61% (55%) of pupils think their ideas and opinions are asked for in school.
- 44% (39%) of pupils responded that they think the opinions of young people make a difference to decisions about what they learn in school.

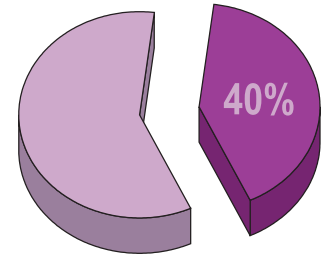
BACKGROUND

- 87% (87%) of pupils responded that they are White British.
- 67% (67%) of the pupils in this survey live with both parents together.
- 10% (11%) of pupils responded that they get free school meals or vouchers for school meals, while 23% (22%) said they are 'not sure' if they do.
- 2% (5%) of pupils have a parent or carer in the armed forces.
- 0% (1%) say their parent or carer has been away on operations in the last 12 months.
- The lifestyles of pupils from service families have been compared with those of the whole North Yorkshire primary sample on p.15.



SCHOOL

- 89% (87%) of pupils responded that they think it is important to go to school regularly.
- 40% (41%) responded that they 'quite' or 'very' often worry about moving on to secondary school.



Pupil Perceptions

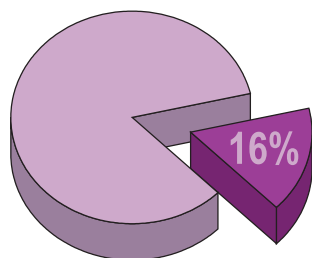

- A series of statements were offered to pupils about their school experience, in connection with the Every Child Matters outcome areas.
- The percentage of pupils responding 'yes' were:

	Boys	Girls
The school cares whether I'm happy or not	69%	73%
My work is marked so I can see how to improve it	87%	90%
Adults at school talk to me about how to improve my work	83%	82%
I know my next steps in learning and what I need to do to improve	74%	73%
My achievements in and out of school are recognised	54%	54%
The school teaches me how to deal with my feelings positively	66%	68%
The school helps me work as part of a team	74%	77%
In this school, people with different backgrounds are valued	73%	75%
The school encourages everyone to take part in decisions	70%	76%
The school encourages me to contribute to community events	53%	52%
The school prepares me for when I leave this school	78%	83%
The school encourages everyone to treat each other with respect	92%	92%
My teachers realise when I don't understand	62%	62%
The school encourages me to attempt difficult work	79%	77%
The school tells me it's OK to make mistakes	87%	90%

Secondary school pupils in Years 8 & 10 in Selby (aged 12 - 13 and 14 - 15 years)

HEALTHY EATING

- 21% (18%) had nothing to eat or drink before lessons on the day of the survey.
- 59% (64%) of pupils had a drink before lessons on the day of the survey, 66% (69%) responded that they had something to eat.
- 6% (6%) of pupils in the survey had no lunch on the day before the survey. 72% (75%) had a drink and 89% (89%) had something to eat.
- 13% (11%) of pupils responded that they ate at least 5 snacks on the day before the survey.
- 4% (3%) of pupils responded that they drank at least 5 fizzy drinks and/or energy drinks on the day before the survey.

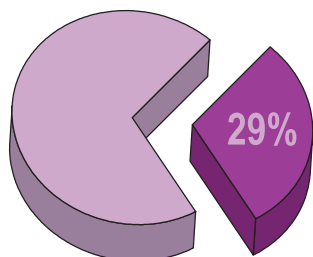


- 16% (18%) of pupils had at least 5 portions of fruit or vegetables the day before the survey, while 11% (9%) had none at all.

- 54% (64%) of pupils responded that they can get water at school, while 37% (29%) said 'not easily'.
- 57% (56%) of pupils found school lessons about healthy eating 'quite' or 'very' useful.

Diet

- 29% (27%) say they never worry about how much they eat; 14% (13%) say they are often or always careful with their diet.
- 39% (35%) of pupils have ever engaged in extreme dietary behaviour, like exercising a great deal or making themselves sick.



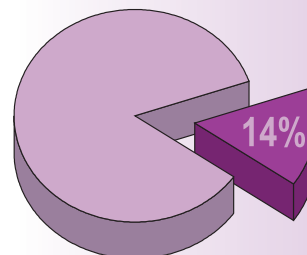
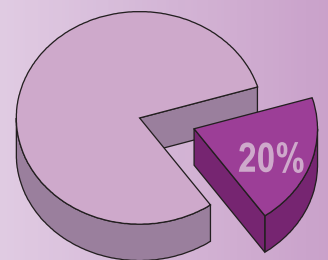
DRUGS, ALCOHOL AND TOBACCO

Drugs

- 2% (3%) of pupils said they took some form of illegal drug in the month before the survey. The most commonly taken drug in North Yorkshire was cannabis, and 5% (8%) of Year 10 pupils have ever taken it. By contrast, if we look at the second most commonly used drug, ecstasy, just 2% (2%) of Year 10 pupils have ever taken it..

Alcohol

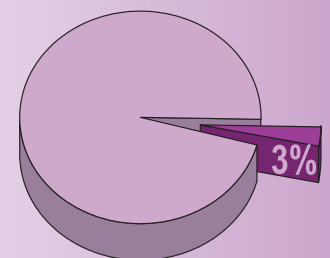
- 20% (18%) had at least one alcoholic drink in the week before the survey.



Tobacco

- 14% (15%) say they have tried smoking in the past or smoke now.
- 2% (2%) of pupils smoked at least one cigarette in the week before the survey.

- 3% (3%) say they smoke 'regularly' or 'occasionally'; 53% (40%) of those who smoke 'regularly' would like to give up smoking.



- 25% (23%) of pupils responded that someone smokes in the same room that they are in at least 'once or twice a month'; 17% (15%) said they do so at least 'once or twice a week'.
- 3% of pupils (3%) said they use electronic cigarettes or 'e-cigarettes' 'regularly'
- 24% (23%) of pupils responded that they have at least tried electronic cigarettes or 'e-cigarettes'; 6% (6%) of pupils responded that they have 'never heard of' electronic cigarettes or 'e-cigarettes'.

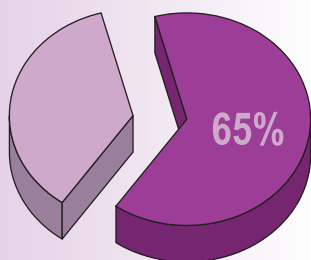
EMOTIONAL HEALTH AND WELLBEING

Worries

- The three most common worries were ('often' or 'all the time'):

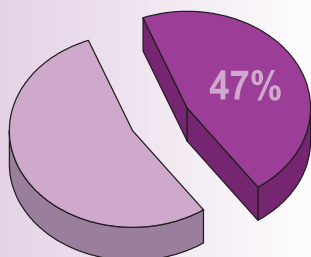
Boys	Girls
Exams and tests 24%	The way you look 58%
The way you look 20%	Exams and tests 46%
School-work 15%	School-work 41%

- **65% (64%) of pupils worry about at least one of the problems listed in the survey 'often' or 'all of the time'.**



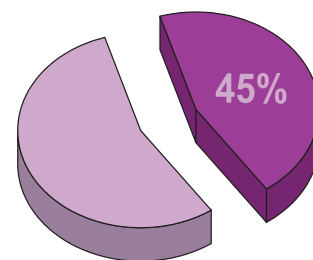
- When they have a problem or feel stressed 38% (40%) of pupils said they would talk to someone about it and 32% (37%) of pupils said they would think about it on their own. 8% (8%) of pupils responded that they cut or hurt themselves.

- **47% (45%) of pupils found their lessons about emotional health and wellbeing 'quite' or 'very' useful.**



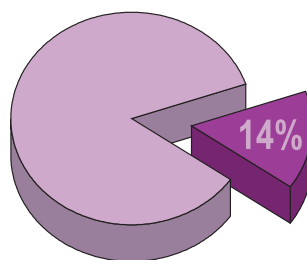
Resilience and Wellbeing

- **45% (47%) of pupils responded that when something goes wrong they 'usually' or 'always' learn from it for next time; 32% (32%) said they get angry or upset and feel bad for ages.**



- 53% (55%) of pupils responded that if at first they don't succeed, they 'usually' or 'always' keep on trying until they do, while 40% (41%) ask for help and 17% (16%) give up.

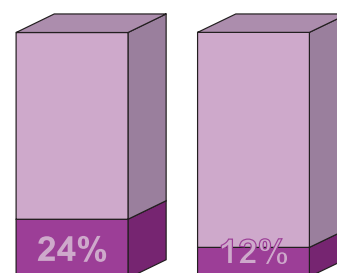
- We calculated an overall measure of resilience from a group of related items. 36% (33%) of pupils had a low measure of resilience (0 – 19).



- **14% (14%) of pupils had a high measure of resilience (26+).**

- 9% (8%) of pupils scored low (7 – 13) on the Wellbeing Scale

- 18% (19%) of pupils (**24% (26%) of boys and 12% (13%) of girls**) scored a high or maximum score (28 – 35) on the Short Warwick-Edinburgh Mental Well-Being (SWEMWB) Scale



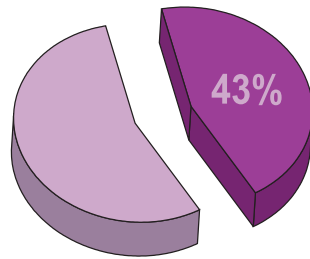
MAKING A POSITIVE CONTRIBUTION (Pupils' Voice)

- 58% (60%) of pupils responded that they are asked for their opinions about what they learn in school; 46% (45%) said their opinions make a difference.
- 48% (50%) of pupils responded that they are asked for their opinions about how they learn in school; 45% (48%) said their opinions make a difference.
- 49% (51%) of pupils responded that they are asked for their opinions about the school environment; 49% (52%) said their opinions make a difference.
- 33% (35%) of pupils responded that they are asked for their opinions about their community; 40% (41%) said their opinions make a difference.
- 52% (47%) of pupils responded that they have had the chance to vote for School/College Council members and 14% (28%) said they have had the chance to take part in a mock general election.

SECONDARY

SEXUAL HEALTH AND RELATIONSHIPS

- 43% (45%) believe there is a sexual health service for young people available locally.



15% (17%) of Year 10 pupils

- responded that they know where they can get free condoms.

- 27% (28%) of pupils found lessons about relationships and sex education 'quite' or 'very' useful; 28% (34%) responded that they found school lessons about healthy relationships 'quite' or 'very' useful, while 29% (27%) said the same about school lessons covering different relationships e.g. lesbian, gay, bisexual, trans.

Sexual relationships: Year 10 only

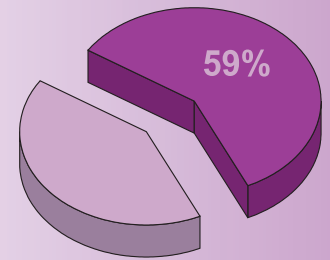
- Firstly, they were asked about their sexual experience: 0% (0%) of Year 10 respondents are in a relationship and thinking about having sex.
- 8% (6%) of Year 10 pupils have had a sexual relationship in the past and 5% (5%) report that they are currently in a sexual relationship (that is, overall 13% (11%) have had sex).
- If they have had sex, we wanted to know if they always used a method of protection or contraception: 40% (47%) said 'yes' and 13% (12%) were 'not sure'.
- The percentage of Year 10 pupils responding that they have experienced the following in a relationship with a boyfriend/girlfriend/partner:**

Year 10	Overall
Used hurtful or threatening language to me	12% (11%)
Was angry or jealous when I wanted to spend time with friends	22% (21%)
Kept checking my phone	11% (9%)
Threatened to tell people things about me	10% (8%)
Threatened to hit me	6% (4%)

- 52% (52%) of Year 10 pupils responded that if any of the things listed happened to them, they would look after themselves without help. 48% (50%) responded that they would know where to get help.

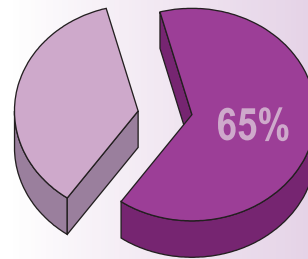
PHYSICAL ACTIVITY

- 59% (61%) said they find it 'quite' or 'very' easy to be as physically active as they like.



BACKGROUND

- 88% (87%) of pupils describe themselves as White British.



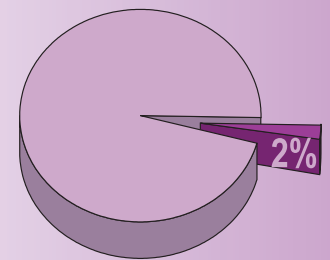
- 65% (67%) of the pupils in this survey live with both parents together.

- 7% (8%) of pupils have free school meals.

- 8% (8%) of pupils have a special educational need or learning difficulty.
- 9% (11%) of pupils have a disability or long-standing illness.

Service families

- 2% (5%) of pupils report they have a parent/carer who is in the armed forces.
- 17% (29%) of pupils from service families say they worry 'quite a lot' or 'a lot' about their family member when they are away.

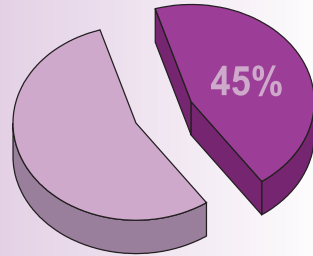


- The lifestyles of pupils from service families have been compared with those of the whole North Yorkshire secondary sample on p.15-16.

SECONDARY

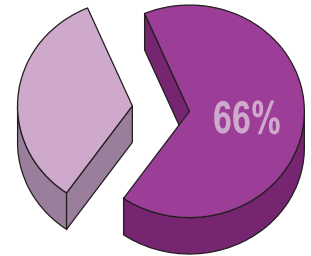
ENJOYING AND ACHIEVING

- ❑ 61% (66%) of pupils report enjoying at least half of their school lessons.
- ❑ 33% (35%) of boys and 40% (45%) of girls said they want to continue in full time education at the end of their course.
- ❑ **45% (51%) of pupils responded that they intend to apply for higher education in the future,** while 46% (41%) said they are 'not sure' if they do.
- ❑ 18% (19%) of pupils responded that they have had enough information and guidance about their options after Year 11, including apprenticeships, while 42% (43%) said they haven't had enough information and guidance.



Homework

- ❑ **74% (71%) of pupils did homework on the evening before the survey.**
- ❑ The school lessons most often described 'quite' or 'very' useful (not already listed in this report) were those about drugs (52% (51%)), prejudice, discrimination and bullying (52% (53%)) and religious education (38% (45%)).



LEISURE AND WORK

- ❑ 89% (87%) responded that they had spent some time the night before the survey using social media.
- ❑ 88% (84%) watched some TV, DVDs or online videos the previous night and 22% (16%) watched for over 3 hours.
- ❑ 11% (14%) of the pupils in this survey have a regular paid job

Pupils' Perceptions

A series of statements were offered to pupils about their school experience.

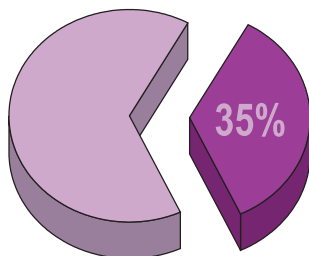
The percentage of pupils responding 'agree' were:

	Male	Female
The school cares whether I am happy or not	38% (47%)	35% (40%)
My work is marked so I can see how to improve it	74% (77%)	69% (71%)
Adults at school talk to me about how to improve my work	59% (66%)	50% (58%)
I know my next steps in learning and what I need to do to improve	50% (56%)	44% (47%)
My achievements in and out of school are recognised	31% (36%)	29% (31%)
The school teaches me to deal with my feelings positively	29% (35%)	24% (28%)
The school helps me work as part of a team	40% (48%)	41% (48%)
In this school people with different backgrounds are valued	57% (68%)	65% (69%)
The school encourages everyone to take part in decisions	58% (62%)	59% (64%)
I have chances to discuss sensitive issues in class e.g. extremism	31% (40%)	30% (38%)
The school encourages me to contribute to community events	37% (40%)	31% (35%)
The school prepares me for when I leave this school	49% (56%)	47% (50%)
The school encourages everyone to treat each other with respect	77% (83%)	75% (82%)
My teachers realise when I don't understand	31% (37%)	24% (26%)
The school encourages me to attempt difficult work	70% (75%)	64% (70%)
The school tells me it's OK to make mistakes	66% (68%)	62% (62%)
I am prepared to try something I am not used to or not so good at	59% (62%)	44% (49%)
I have the opportunity to use things I have learnt in different situations	45% (51%)	41% (46%)
Sometimes I have a choice of different ways to learn about something	38% (42%)	39% (41%)
At school, I am encouraged to try different ways to do things	42% (49%)	42% (48%)

- ❑ Young people who are from ethnic minorities and/or are worried about being different in culture or religion are over-represented among those who disagree that 'In this school people with different backgrounds are valued'.

STAYING SAFE

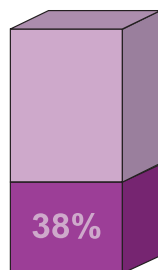

- 35% (34%) said they were treated for an accident at a clinic or hospital in the twelve months before the survey.



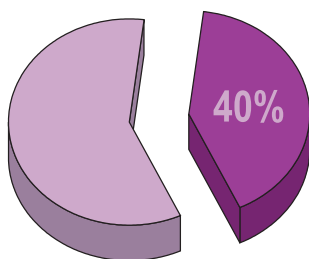
- 7% (7%) of pupils said they have carried weapons when going out at least 'sometimes'.
- 8% (7%) reported that they were a victim of violence or aggression in the area where they live, in the twelve months before the survey.

Bullying

- 18% (17%) of pupils said that they had been bullied at or near school in the last 12 months.
- 26% (25%) of pupils responded that they have been pushed/hit for no reason in the last month. Other common negative behaviours were being teased/made fun of 38% (40%), being called gay 22% (21%), and being called nasty names 27% (27%).





- 22% (25%) of pupils responded that they experienced negative behaviour outside at school during breaktimes in the month before the survey; 15% (14%) said they experienced such behaviour during lesson time.



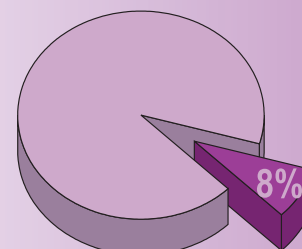
- 40% (45%) of pupils reported that they think their school deals with bullying well, or that bullying isn't a problem in their school.

Internet safety

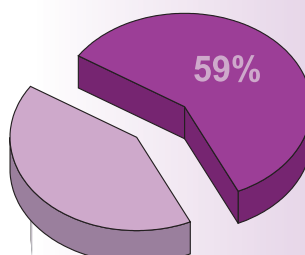
- 92% (93%) of pupils responded that they communicate with friends and family they know in real life online.
- 25% (25%) of pupils (27% (25%) of boys and 22% (22%) of girls) responded that they communicate with people they have met online and don't know in real life.



- 43% (44%) of pupils responded that they communicate with people through online games, while 46% (49%) said they do so through picture/videos sharing sites/apps.
- 13% (13%) of pupils responded that they have seen pictures, videos or games they found upsetting online.
- 18% (18%) of pupils said that they have experienced someone writing or showing things to hurt or upset them online (with text, pictures or video).
- 8% (8%) said that they have sent personal information or images to someone and afterwards wished they hadn't done or had thought more about doing so.
- 10% (12%) of pupils responded that they worry about feeling pressure from social media.



- 59% (61%) of pupils responded that they found school lessons about keeping safe online 'quite' or 'very' useful.



Changes in Selby since 2018

- ❑ With a large sample and many questions, there are many significant differences to be seen. We have listed just the largest and most important of them here. For this analysis we have used only those schools which took part in the survey in 2018 and in 2020, so the figures on this page may be different to those used in the rest of the report.
- ❑ If a trend continues (or contradicts) earlier findings, this has been noted.

Changes in Selby since 2018 - Year 2

Positive changes

- ❑ have a computer, tablet or mobile device at home which helps them with their schoolwork (53% in 2018 vs 70% in 2020)
- ❑ 'always' wash their hands after visiting the toilet (74% in 2018 vs 88% in 2020)
- ❑ 'always' use at least one of the prevention methods listed to avoid getting sunburnt (78% in 2018 vs 89% in 2020)

Changes in Selby since 2018 - Year 6

Positive changes

- ❑ washed their hands before lunch on the day before the survey (58% in 2018 vs 92% in 2020)
- ❑ have found school lessons about feelings, emotional health and wellbeing 'quite' or 'very' useful (48% in 2018 vs 61% in 2020)
- ❑ think their school takes bullying seriously (66% in 2018 vs 75% in 2020)
- ❑ think the opinions of young people make a difference to decisions about what they learn in school (37% in 2018 vs 44% in 2020)
- ❑ went to bed before 8pm on the day before the survey (3% in 2018 vs 6% in 2020)

Changes in Selby since 2018 - Year 8/10

Positive changes

- ❑ have at least tried electronic cigarettes (31% in 2018 vs 24% in 2020)
- ❑ have had at least one accident or injury which was treated at a clinic or hospital in the last 12 months (42% in 2018 vs 35% in 2020)
- ❑ their most recent accident or injury in the last 12 months was a sports injury (22% in 2018 vs 16% in 2020)
- ❑ have been bullied at or near school in the last year (23% in 2018 vs 18% in 2020)
- ❑ had an alcoholic drink in the 7 days before the survey (25% in 2018 vs 20% in 2020)
- ❑ are an occasional/regular smoker and smoked in the 7 days before the survey (4% in 2018 vs 2% in 2020)

- ❑ 'always' wear a helmet when using a bike, scooter, skates or skateboard (46% in 2018 vs 54% in 2020)

Emerging data for consideration

- ❑ worry about at least one issue listed on 'most days' (67% in 2018 vs 77% in 2020)
- ❑ eat fresh fruit on 'most days' (61% in 2018 vs 51% in 2020)

Emerging data for consideration

- ❑ worry about at least one of the issues listed 'quite' or 'very' often (63% in 2018 vs 77% in 2020)
- ❑ can 'rarely' or 'never' say no when a friend wants them to do something they don't want to do (12% in 2018 vs 21% in 2020)
- ❑ responded that they at least 'sometimes' feel afraid of going to school because they may be bullied (26% in 2018 vs 35% in 2020)
- ❑ got at least eight hours sleep the night before the survey (90% in 2018 vs 84% in 2020)

Emerging data for consideration

- ❑ worry about the way they look 'often' or 'all the time' (32% in 2018 vs 41% in 2020)
- ❑ adults at school talk to them about how to improve their work (62% in 2018 vs 54% in 2020)
- ❑ have regularly made themselves sick, dieted to an extreme degree or done an unusual amount of exercise to lose weight (32% in 2018 vs 39% in 2020)
- ❑ know an adult they trust who they can talk to if they are worried about something (75% in 2018 vs 69% in 2020)
- ❑ had a low score (7 – 13) on the SWEMWB Scale (6% in 2018 vs 9% in 2020)

Differences between Selby and the whole of North Yorkshire

This table lists the most significant differences between the pupils' responses in this district and those of pupils in North Yorkshire as a whole. There were more differences found than are listed here.

Selby	North Yorkshire	Year 2
70%	64%	have a computer, tablet or mobile device at home which helps them with their schoolwork
89%	85%	always' use at least one of the prevention methods listed to avoid getting sunburnt
37%	42%	<i>could talk to someone at school 'most of the time' during the lockdown if they were worried about anything</i>
54%	59%	<i>always' wear a helmet when using a bike, scooter, skates or skateboard</i>
Selby	North Yorkshire	Year 6
61%	55%	are asked for their ideas and opinions about what happens in their school
44%	39%	think the opinions of young people make a difference to decisions about what they learn in school
18%	21%	Fewer pupils visit a shop before or after school to buy snacks/drinks
38%	33%	<i>couldn't remember any school lessons about growing up and body changes</i>
19%	15%	<i>communicate with people they have met online and don't know in real life</i>
71%	74%	<i>feel they know enough about how their body changes as they get older</i>
Selby	North Yorkshire	Year 8 & Year 10
37%	43%	didn't drink any sugary drinks on the day before the survey
52%	47%	have had the chance to vote for School/College Council members
49%	43%	<i>went to bed at 11pm or later the night before the survey</i>
54%	64%	<i>can get water at school</i>
20%	28%	<i>could get help easily enough from an adult at school if they got stuck with their school work/home learning</i>
54%	62%	<i>adults at school talk to them about how to improve their work</i>
34%	42%	<i>have found school lessons about careers education 'quite' or 'very' useful</i>
52%	59%	<i>got at least eight hours' sleep the night before the survey</i>
70%	76%	<i>usually' or 'always' feel safe at school</i>
45%	51%	<i>intend to apply for higher education in the future</i>
59%	64%	<i>had something to drink for breakfast on the morning of the survey</i>
43%	48%	<i>have the opportunity to use things they have learnt in different situations</i>
30%	35%	<i>do five or more hours of physical activity in a typical week out of school</i>
40%	45%	<i>their school deals with bullying 'quite' or 'very' well, or said that bullying is not a problem in their school</i>
82%	86%	<i>said that, if they were not at school during covid-19 and lockdown, they did school work at home (home learning)</i>
33%	37%	<i>enjoy 'most' or 'all' of their lessons at school</i>
14%	11%	<i>got up to 6 hours' sleep the night before the survey</i>

□ **Bold=positive finding, italic=emerging issue.**

Equality Monitoring in North Yorkshire 2020

Information is collected about social identities among pupils in North Yorkshire. We have done some analysis to see if the behaviours we see among young people in our county are different if they are to be found under one of the social identity headings shown in the table to the right. We show the results for Year 6/10 pupils below.

Percentages in each year from social identity groups	Year 2	Year 6	Year 8	Year 10
Ethnic minority	8	10	12	12
Minority religion (non-Christian)	NA	2	4	4
Young carer	NA	5	4	4
Children in care	1	<1	<1	<1
Single-parent family	14	14	13	15
Special educational needs (SEN)	10	10	7	8
Disability or long-term illness	2	11	11	11
Free school meals	19	11	8	8
Armed forces family	5	5	5	5
Lesbian, gay or bisexual (LGB)	NA	NA	14	13
Transgender	NA	NA	<1	1

Year 6 results

*99 Statistically significant difference.

Shaded a significant difference was previously found for the equivalent result in 2018

Figures in main part of table are percentages

	All	Male	Female	Ethnic minority	Minority religion	Young Carer	Children in care	Single-parent family	Special educational needs	Disability or long-term illness	Free school meals	Armed forces family
	Full sample size=3960	1966	1818	366	69	200	15	560	373	424	423	187
Eat 5-a-day	25	25	26	29	33	22	29	*17	22	26	*19	23
Ever tried smoking	2	2	1	1	1	*5	0	3	*5	2	*4	4
Drank last week	3	*4	*1	*1	0	4	0	3	4	3	3	3
High wellbeing score	35	*39	*32	36	38	29	8	*24	29	35	*29	30
High resilience score	27	27	28	29	34	27	8	22	22	28	22	23
Low wellbeing score	19	*15	*22	19	16	*30	17	*30	*30	19	*27	24
Low resilience score	19	*17	*21	19	23	24	23	*28	*30	22	23	25
Bullied at school last year	21	*22	*20	18	22	*35	31	*28	*33	*27	*30	25
Worry about health	18	18	18	*23	*32	*32	21	*24	*27	20	*27	18
Worry about moving on to secondary school	41	*37	*45	36	38	*61	57	44	47	41	45	45
Had accident last year	30	*32	*27	32	23	*44	15	32	*38	35	34	34
The school encourages everyone to treat each other with respect	90	89	91	89	97	84	85	88	82	93	83	84
I know my next steps in learning and what I need to do to improve	73	80	79	78	88	63	69	69	*60	71	67	73
Pupils' views and opinions asked for in school	55	*53	*58	49	56	52	46	50	48	59	54	58

Equality Monitoring in North Yorkshire 2020

Year 10

Sample N

	All 3329	Males 1579	Females 1585	Ethnic minority 391	Minority religion 117	Young Carer 137	Children in care 8	Single-parent family 513	Special educational needs 255	Disability or long-term illness 362	Free school meals 259	Armed forces family 139	LGB 394	Transgender 16
Eat 5-a-day	17	18	16	16	21	16	13	15	16	19	*10	13	14	15
Ever tried smoking	22	*20	*24	22	19	*34	38	*30	*31	24	*36	*36	*32	31
Drank last week	26	31	30	*18	*13	31	13	26	32	29	31	*36	*33	31
Ever taken drugs	12	13	13	13	9	*19	25	*19	14	12	14	*19	*16	23
High wellbeing score	17	*25	*9	17	21	*6	14	*11	13	14	*10	11	*5	0
High resilience score	11	*19	*8	13	17	*4	13	9	*6	10	*4	7	*2	0
Low wellbeing score	8	*4	*10	10	13	*19	29	*13	*13	11	*15	12	*21	*54
Low resilience score	36	*31	*54	37	30	*47	63	*45	*48	42	*49	43	*60	67
Bullied at school last year	16	*13	*16	14	16	*35	13	*23	*33	*27	*30	21	*33	*60
Worry about money	12	*7	*15	*19	18	*24	14	*18	16	*18	*21	16	*27	*33
Worry about being different	9	*2	*7	*19	*28	*21	14	*15	*15	*13	*14	10	*46	*75
Sexually active	11	*10	*12	11	5	15	14	*15	15	12	*16	*17	*18	15
Know where to get free condoms	17	*19	*14	16	11	20	14	20	21	16	*23	*27	17	8
Had accident last year	33	*37	*29	31	34	*44	14	35	*47	*44	31	*43	34	58
Enjoy at least half of school lessons	65	*69	*63	67	67	56	63	*57	*53	64	55	59	58	40
Intend FTE after Y11	46	*39	*52	*59	*64	39	38	42	*36	47	39	40	51	21
Term-time job	20	19	20	*15	*11	24	25	18	20	19	18	17	*15	20
The school encourages everyone to treat each other with respect	78	80	78	74	71	64	63	*70	*65	74	71	76	*66	71
Adults at school talk to me about how to improve my work	60	*64	*57	61	63	52	63	55	*50	57	59	64	*51	64
I know my next steps in learning and what I need to do to improve	49	*55	*45	49	59	*32	63	46	*40	46	46	*36	*41	29
Pupils' views make a difference in school	58	*53	*57	61	58	59	38	58	54	60	63	56	57	67
Getting on better with family since lockdown NEW	50	*54	*48	49	60	48	71	45	53	47	47	50	*37	38

*99 Statistically significant difference.

Shaded a significant difference was previously found for the equivalent result in 2018

Key Contacts

Clare Barrowman

Health and Wellbeing Adviser

Clare.Barrowman@northyorks.gov.uk

Peter Commane

Senior Strategy and Performance Officer

peter.commane@northyorks.gov.uk

North Yorkshire County Council

Children and Young People's Service

County Hall, Northallerton, DL7 8AE